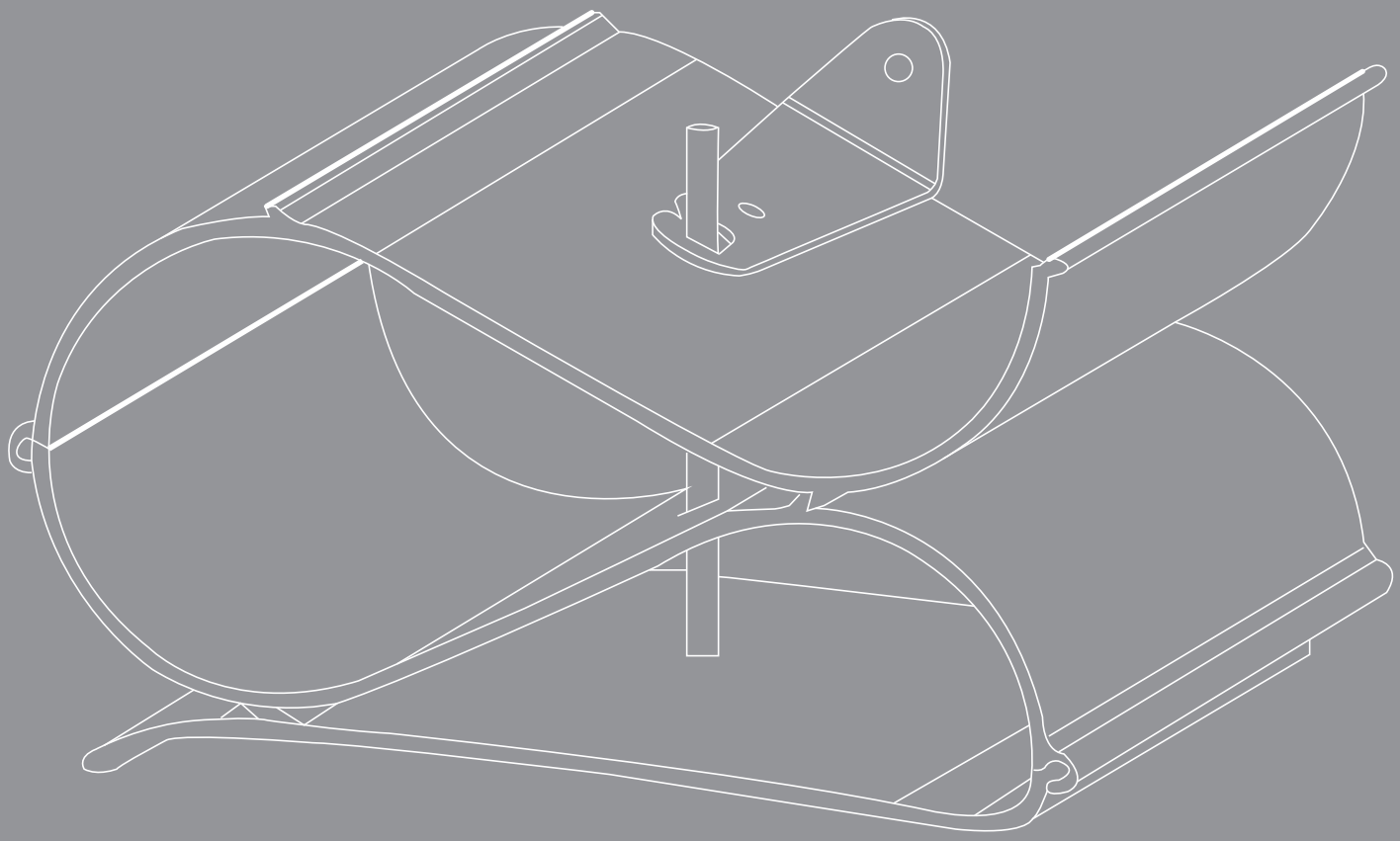

# echelon

bottle storage system

# Kitchen Storage Products – Modular Bottle Storage

## Funky Aluminium Fabrication Architectural Good Looks

**The heart of the echelon wine rack is the unique S-shaped bottle module**

Modules made from extruded aluminium and coated with natural satin anodising. Each individual module slides and snaps together to form the bottom of one bottle cavity and the top of the next. In this way stacks can be built up. Multiple stacks can then nest side by side to create a continuous storage rack. The system is extremely space efficient with a capacity of over 90 bottles per square metre!

Stacks can be built into joinery or attached directly to the wall. Each module is supplied with a centre hole through which a tube is inserted once the stack is assembled. Wall brackets hook around this tube and screw to the wall to secure. Ensure that the stacks are placed on a horizontal surface with adequate strength to support the weight of the rack and bottles.

Modules can be offset from the wall by using vertical batons behind each stack. This enables bottles to sit deeper in the rack and can also allow artificial light to be installed behind for visual effect. The design is patent pending.

## How to Calculate Height and Widths for Multiple Stacks

### HEIGHT

**The Base Module has a height of 15mm.**
**Each Bottle Module adds 52mm.**

**Calculation example: Stack of 12 Bottle Modules**

| | | |
|---|---|---|
| + | 1 Base & 1st Bottle | 15mm |
| | 12 x Additional modules @ 52mm | 624mm |
| | **TOTAL HEIGHT** | 691mm |

### WIDTH

**One stack of Bottle Modules has a width of 226mm.**
**Each additional stack adds 200mm.**

**Calculation example: Multi-storage unit four stacks wide**

| | | |
|---|---|---|
| + | 1st Stack | 226mm |
| | 3 x Additional Stacks @ 200mm | 600mm |
| | **TOTAL WIDTH** | 826mm |

## Examples of Stack Height and Width

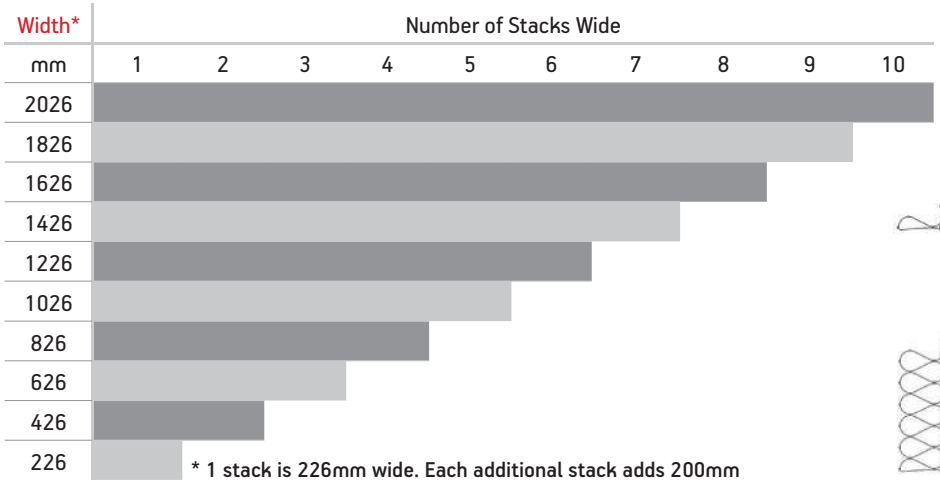


* 1 stack is 226mm wide. Each additional stack adds 200mm

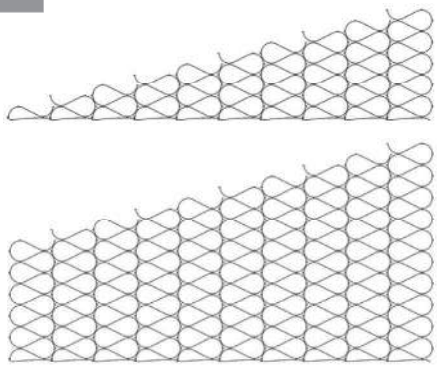

| Number of Bottles Per Stack# | | 1 | 2 | 3 | 4 | 5 | 6 | 7 | 8 | 9 |
|---|---|---|---|---|---|---|---|---|---|---|
| Stack Height mm** | 67 | 119 | 171 | 223 | 275 | 327 | 379 | 431 | 483 | 535 |

| Number of Bottles Per Stack# | 10 | 11 | 12 | 13 | 14 | 15 | 16 | 17 | 18 | 19 |
|---|---|---|---|---|---|---|---|---|---|---|
| Stack Height mm** | 587 | 639 | 591 | 743 | 795 | 847 | 899 | 951 | 1003 | 1055 |

# Add 1 additional bottle capacity if top tier of stack is used.
** 1 Base Module + 1 Bottle Module is 67mm high. Each additional Bottle Module adds 52mm in height

## Assembly Instructions: Assemble modules using this method:

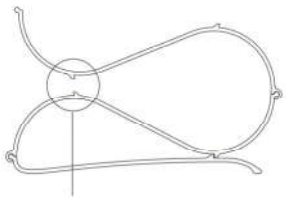

**Keep dovetails separate**

1. Slide modules together as shown. Ensure that dovetails are separated.

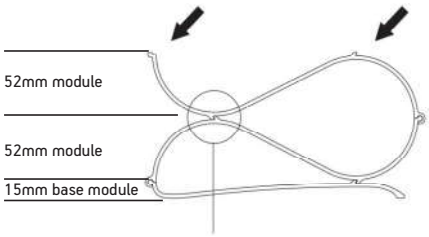


**Dovetails snap together**

2. When in position, apply pressure where indicated by arrows. The flexibility of the aluminium will allow the dovetails to snap together. Add additional modules to build stack.

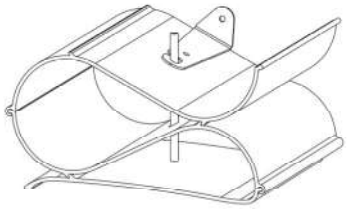

3. When stack is complete, insert tube through centre holes.
4. Locate stack into position and hook Wall Brackets around tube. Secure to wall using appropriate fasteners.

# Kitchen Storage Products – Modular Bottle Storage

ECH2012

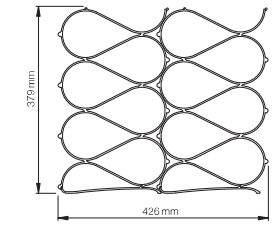


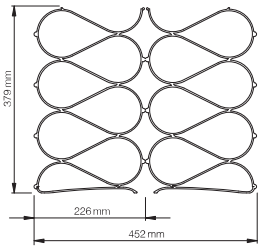

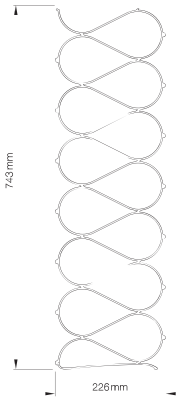


*Can be arranged in a single stack

ECH2024

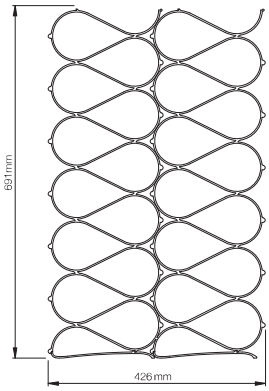

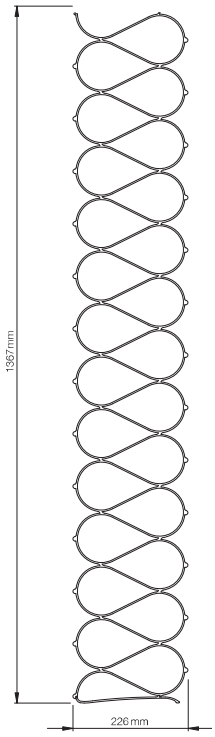


*Can be arranged in a single stack

# Parts List

| Item Code | Product Description | Sales Unit |
|---|---|---|
| **WRS101** | ECHELON Wine Rack 12 Bottle Module Set Complete. 200mm Satin Anodised Alu. 2 Bases, 2 Stacks of 6 | **Set** |
| **WRS102** | ECHELON Wine Rack 24 Bottle Module Set. Complete 200mm Satin Anodised Alu. 2 Bases, 2 Stacks of 12 | **Set** |
| **WRS103** | ECHELON Wine Bottle Module Only | **Ea** |
| **WRS104** | ECHELON Base Module Only | **Ea** |
| **WRS105** | ECHELON Stainless Wall Bracket | **Ea** |
| **WRS106** | ECHELON Stainless Steel Centre Rod. 6.5mm dia x 660mm length | **Ea** |
| **WRS107** | ECHELON Stainless Steel Centre Rod. 6.5mm dia x 920mm length | **Ea** |
| **WRS108** | ECHELON Stainless Steel Centre Rod. 6.5mm dia x 1280mm length | **Ea** |
| **WRS109** | ECHELON Centre Rod Connector for non standard heights | **Ea** |